

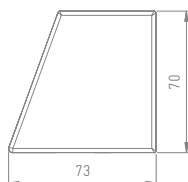
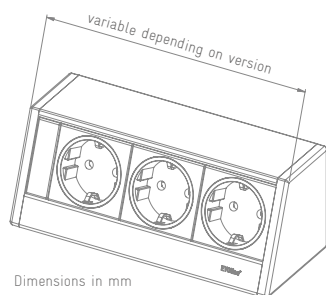
EVOnline® R-Dock





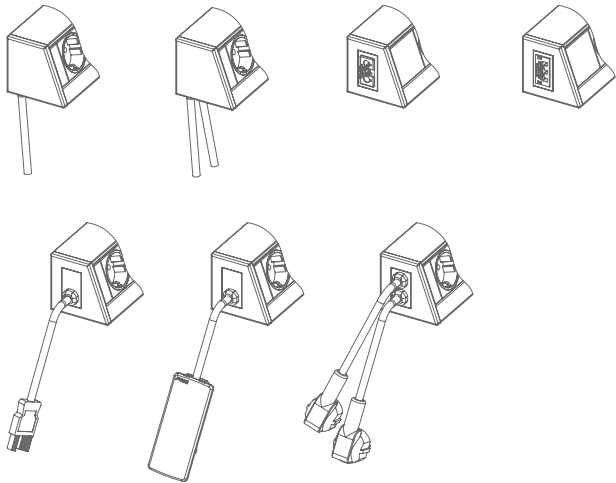
Contemporary and modern for all workspaces.

EVoline® R-Dock

EVoline R-Dock can be installed into any right angle corner. With its flat back and angled front fascia, it is comfortable to use. Install back to back on a flat surface for a double unit – obviously freely configurable.



Description	Picture	Specification	Order number
EVoline R-Dock SMALL Aluminium housing, three sockets, VDE-compliant, 0°, 16 A, contact-protected. Fixed supply cable 3.0 m with plug. Power supply cable entry left side of the bottom of the profile.		silver anodised white powder-coated (RAL 9010) Fixing solutions to be ordered separately.	1598 0000 1700 1598 0000 8600
EVoline R-Dock DATA SMALL Aluminium housing, three sockets, VDE-compliant, 0°, 16 A, contact-protected. Fixed supply cable 3.0 m with plug. Two modular couplings RJ45 to RJ45 CAT6 shielded, 1:1 interconnected. Power supply cable entry left side of the bottom of the profile.		silver anodised white powder-coated (RAL 9010) Fixing solutions to be ordered separately.	1598 0000 1800 1598 0000 8700



Become a co-designer and configure your very own EVoline R-Dock. Select from various finishes and modules for power, data, multimedia, safety and fixings.

Directly to
EVoline
Configurator.

[www.evoline.com/
konfigurator](http://www.evoline.com/konfigurator)

