

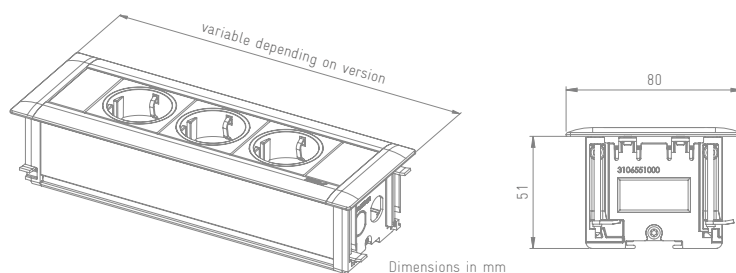
EV0line® FrameDock





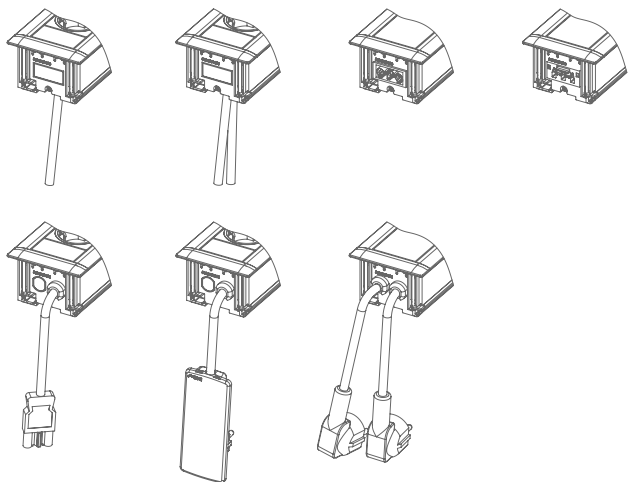
A flexible modular system for everywhere.

EVoline® FrameDock

EVoline FrameDock is a flush fitting system which can be installed horizontally or vertically – be it on a desk surface, a kitchen worktop, a wall, or a side of a piece of furniture. It can be mounted almost everywhere due to its low mounting depth of 51 mm and offers installation from the top – high quality design, customisable components and yet discreet.



Description	Picture	Specification	Order number
EVoline FrameDock SMALL Aluminium housing, silver anodised, for surface thickness of up to 38 mm. Three sockets, VDE-compliant, 0°, 16 A, contact-protected. Fixed supply cable 3.0 m with plug. Power entry in the underside of the profile.		With black screw covers	1596 1000 0900
EVoline FrameDock DATA SMALL Aluminium housing, silver anodised, for surface thickness of up to 38 mm. Three sockets, VDE-compliant, 0°, 16 A, contact-protected. Fixed supply cable 3.0 m with plug. Two modular couplings RJ45 to RJ45 CAT6 shielded, 1:1 interconnected. Power and data input through the underside of the profile.		With black screw covers	1596 1000 1000



Become a co-designer and
configure your very own EVoline
FrameDock. Select from various
electrical supply options and
modules.

Directly to
EVoline
Configurator.

[www.evoline.com/
konfigurator](http://www.evoline.com/konfigurator)

